

Optics

Lenses & Microscope Components

Coatings

Mirrors & Beamsplitters

Prisms & Polarizers

Filters

Pinholes

Opto-mechanics

Rails

Mounting Hardware

Mirror & Component Mounts

Manual Micro Positioners

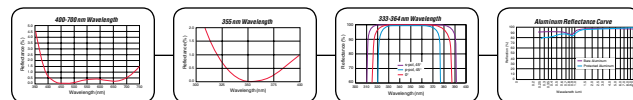
Motorized Positioners

Optical Instruments

Microscopes

Light Sources

Optics



Coatings

Coatings

<i>Broadband Antireflection</i>	46
<i>Laser Line V Antireflection</i>	47
<i>Laser Line High Reflection</i>	48
<i>Metallic Coatings</i>	49
<i>Advance Performance</i>	50-51

Optics

Lenses & Microscope Components

Coatings

Mirrors & Beamsplitters

Prisms & Polarizers

Filters

Pinholes

Opto-mechanics

Rails

Mounting Hardware

Mirror & Component Mounts

Manual Micro Positioners

Motorized Positioners

Optical Instruments

Microscopes

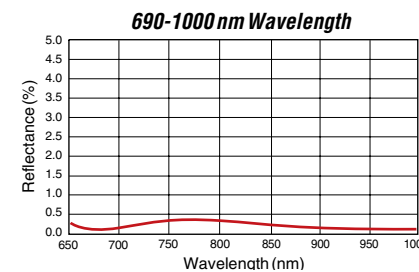
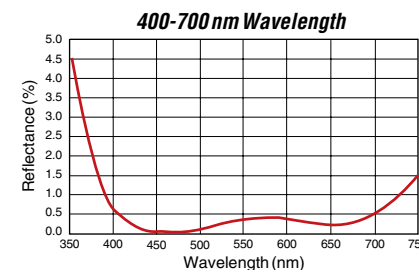
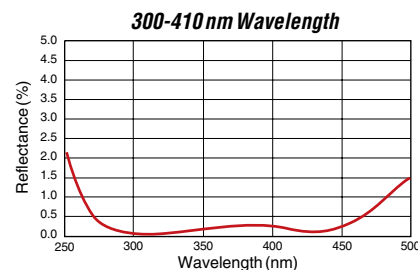
Light Sources

Broadband Antireflection Coatings

- **Ideal for tunable lasers and laser diodes**
- **Laser quality lenses and windows available**
- **Highly durable**

Broadband antireflection coatings are designed to minimize surface reflections over a wide wavelength region. These coatings are made of highly durable, multi-layer dielectric coatings. They are ideal for use with tunable lasers and laser diodes. It is highly recommended that these laser coatings be placed on laser quality substrates.

The coating designs are optimized for use at either 0 or 45 degrees, though they can be used at other angles with a slight decrease in the percent transmission. Zero degree coatings are ideal for use with lenses, windows, or right angle prisms. Forty-five degree coatings are suitable for use on windows, beam samplers (when placed on one side of a window), or Littrow prisms.



Broadband Multilayer Antireflection Coatings

Wavelength Range (nm)	Angle of Incidence	Suffix to be added for one side coated	Suffix to be added for two sides coated
300-410	0°	-501	-502
300-410	45°	-503	-504
400-700	0°	-505	-506
400-700	45°	-507	-508
690-1000	0°	-509	-510
690-1000	45°	-511	-512

* Call for quotation. Pricing based on minimum lot charge.

Specifications

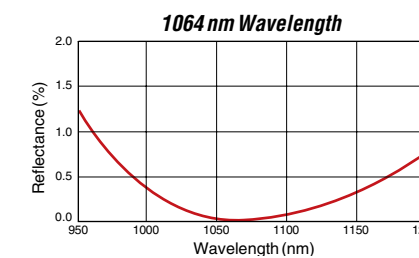
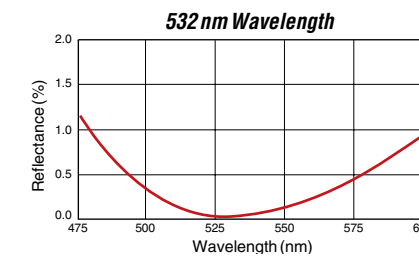
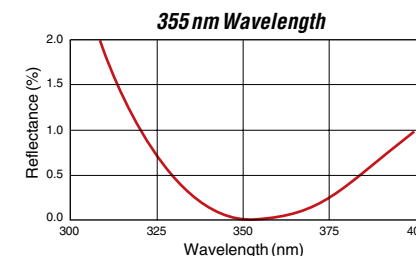
Reflectance: <0.5% average per surface
Durability: Meets MIL-C-675C

Laser Line V Antireflection Coatings

- **Designed for single wavelength lasers**
- **High damage thresholds**
- **Laser quality lenses and windows available**

These antireflection coatings are designed and optimized for specific laser lines. They exhibit a high damage threshold and are intended for use with single wavelength lasers, such as Nd:YAG, Excimer, or HeNe. It is highly recommended that these laser coatings be placed on laser quality substrates.

The coating designs are optimized for use at either 0 or 45 degrees, though they can be used at other angles with a slight decrease in the percent transmission. Zero degree coatings are ideal for use with lenses, windows, or right angle prisms. Forty-five degree coatings are suitable for use on windows, beam samplers (when placed on one side of a window) or Littrow prisms.



Laser Line V Multilayer Antireflection Coatings

Wavelength (nm)	Suffix to be added for one side coated		Suffix to be added for two sides coated	
	0 deg.	45 deg.	0 deg.	45 deg.
248	-343	-443	-344	-444
266	-345	-445	-346	-446
308	-349	-449	-350	-450
325	-351	-451	-352	-452
352	-355	-455	-356	-456
355	-357	-457	-358	-458
488	-363	-463	-364	-464
514	-365	-465	-366	-466
532	-367	-467	-368	-468
633	-375	-475	-376	-476
1064	-379	-479	-380	-480
1300	-381	-481	-382	-482
1550	-383	-483	-384	-484

* Call for quotation. Pricing based on minimum lot charge.

Specifications

Reflectance: <0.25% per surface, 0°
 <0.75% per surface, 45°

Durability: Meets MIL C-675-C

Laser Damage Threshold*

Pulsed (20 nsec): 10 J/cm²

CW: 1 MW/cm²

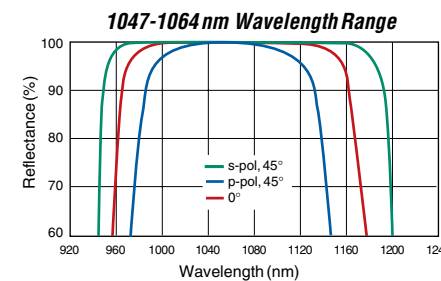
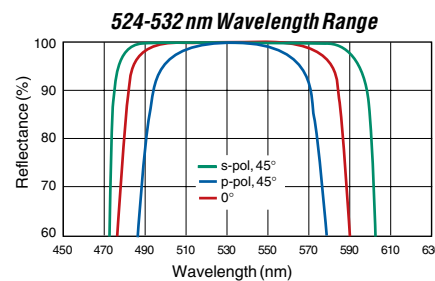
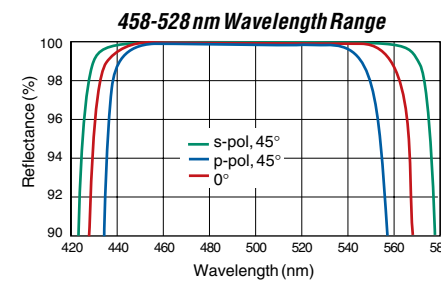
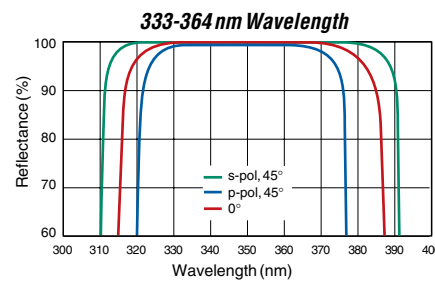
*Typical damage threshold at 1064 nm on a laser quality substrate.

Laser Line High Reflection Coatings

- **High % reflection**
- **Dielectric coatings**

These high reflection coatings are optimized for specific laser lines. Ealing offers a range of standard laser mirrors with these coatings already on them. However, for those applications where a custom mirror diameter, radius of curvature, substrate material or surface polish are required, these high reflection coatings can be used. Please select the appropriate mirror substrate and add the appropriate coating suffix.

Dielectric high reflection coatings are highly recommended over metallic coatings for most laser applications. Dielectric coatings are more durable, have higher damage thresholds, and exhibit a higher percent reflection at their design wavelengths. Please call for a quotation to order a mirror coated with a high reflection coating.



High Reflection Coatings

Wavelength (nm)	Laser Type	Minimum Reflectance (%)	Suffix for 0 deg coating	Suffix for 45 deg coating
209-213	Nd:YAG/YLF	98.0	-131	-132
244-257	Ar Ion	99.0	-133	-134
248	KrF	97.0	-103	-104
262-266	Nd:YAG/YLF	99.0	-137	-138
300-308	Ar Ion	99.5	-107	-108
325 & 442	HeCd	99.5	-117	-118
349-355	Nd:YAG/YLF	99.0	-115	-116
333-364	Ar Ion	99.5	-113	-114
458-528	Ar Ion	99.5	-119	-120
524-532	Nd:YAG/YLF	99.5	-121	-122
520-647	HeNe/Kr	99.0	-123	-124
630-670	HeNe/Diode	99.0	-106	-106
1047-1064	Nd:YAG/YLF	99.5	-125	-126

* Call for quotation. Pricing based on minimum lot charge.

Specifications

Reflectance: (See table)
Durability: Meets MIL M-13508-C
Design Angle of Incidence: 0° or 45°

Metallic Coatings

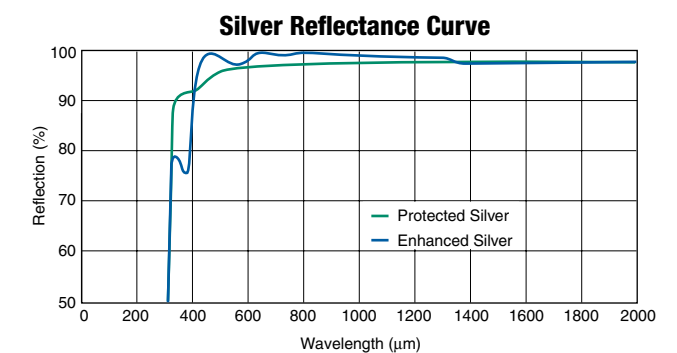
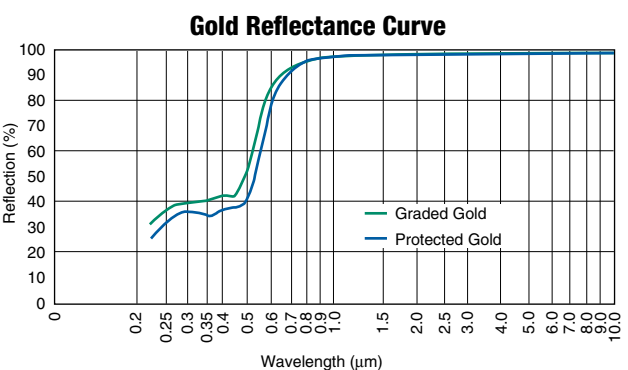
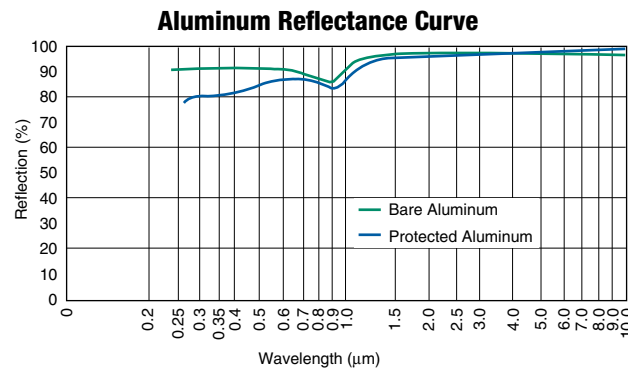
- **Excellent for broadband applications**
- **Range of mirror substrates available**

Metallic coatings are excellent for broadband applications. Protected versions are recommended over the bare or enhanced versions for most laboratory applications due to their improved durability. Care must still be taken when cleaning a metal mirror, as these are delicate coatings and susceptible to scratching. To order a mirrors coated with a metallic coating, please select the desired mirror substrate and add the appropriate coating suffix from the chart below.

Aluminum is a good general-purpose reflective coating, with decent reflectance in the visible spectrum. It is the most durable of the metallic coatings and least susceptible to oxidation.

Gold is the most efficient metallic reflector in the infrared, exhibiting greater than 98% reflectance throughout. The graded gold version is essentially a bare gold coating with chromium deposited underneath to help the gold adhere to the substrate.

Silver coatings have the highest reflectivity in the visible spectrum for a metallic coating. However, it is the most susceptible to oxidation. Ealing offers a protected version, which helps to retard this oxidation. An enhanced version is also available for improved reflectance in the visible spectrum.



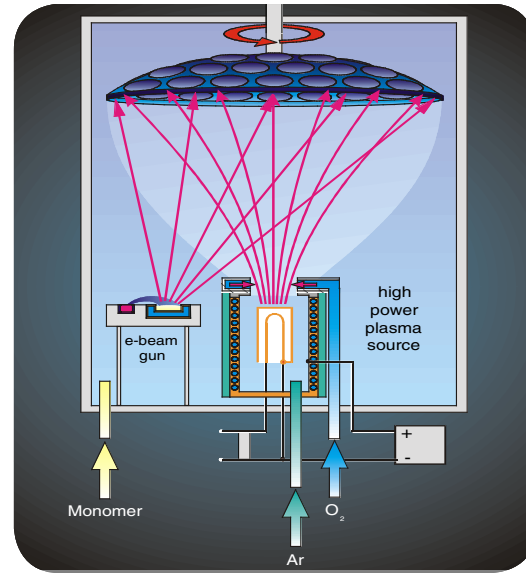
Metallic Coatings

Wavelength	Coating Type	Average Reflectance (%)	Coating Suffix
250 nm-10μm	Bare Aluminum	90.0	-017
300 nm-10μm	Protected Aluminum	80.0	-018
800 nm-10μm	Graded Gold	98.0	-020
800 nm-10μm	Protected Gold	98.0	-021
450 nm-10μm	Enhanced Silver	98.0	-025
500 nm-10μm	Protected Silver	98.0	-022

* Damage threshold is defined at 1064 nm on a laser quality substrate. Call for quotation. Pricing based on minimum lot charge.

Advanced Coatings

- High quality thin film coating
- Continuous plasma-enhanced deposition
- Durable, Non-shifting
- Controlled environment



Technology

Many types of coating technologies can produce precision optics. Technologies vary by methods used to deposit coatings. A coating engineer determines the optimum process or parameter changes to bring about a desired outcome. The technology, thin film design, and process chosen have a dramatic effect on optical performance.

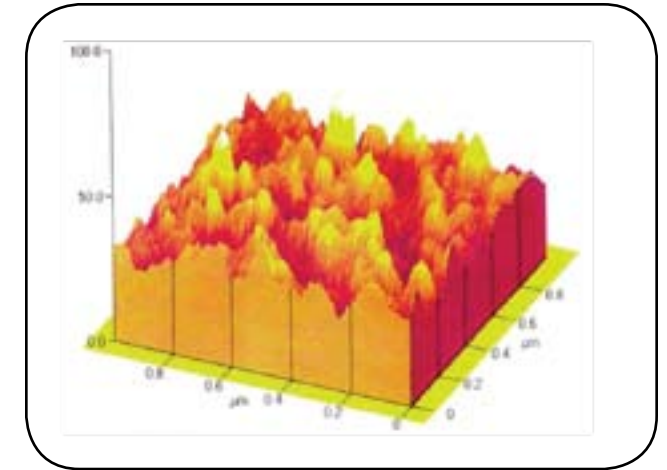
The Advanced Plasma Source (APS®) coating platform provides the greatest versatility for the widest range of applications. APS® technology produces a continuous plasma enhanced deposition, which in turn produces dense, durable, and environmentally stable films that minimize wavelength shifting due to moisture absorption.

Thin Film Coating Capabilities

Specification	Advanced Plasma Source	
	Standard/Typical Tolerance	Best Tolerance
Random Thickness Errors	<1.0%	<0.75%
Run-to-Run Centering	±0.75%	±0.3%
Planet Distribution (range)	<0.75%	<0.5%
Wet/Dry Shift (range)* depends on process	0-1%	0-0.7%
Laser Damage Threshold	7.5J/cm ²	>7.5 J/cm ²
Absorption	<0.1%	<0.05%
Scatter	<0.1%	<0.05%
Surface Roughness*	10Å rms typical	<5Å rms typical

Advanced Coatings

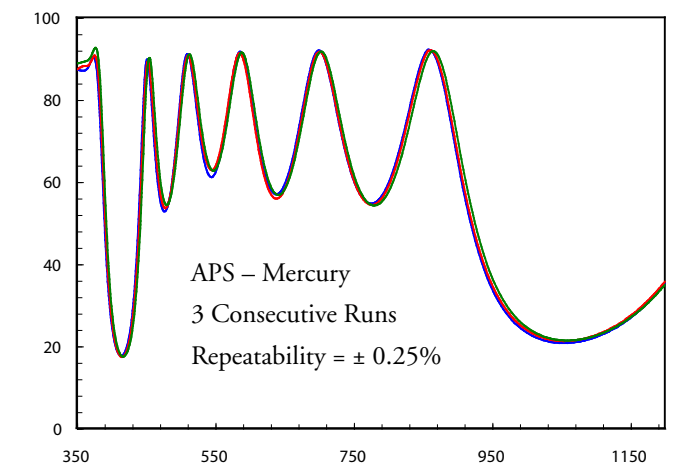
- State of Industry equipment
- Extensive laser experience
- High performance solutions
- Dense, durable, non-shifting coatings
- Run to run consistency
- Excellent uniformity



4 Angstroms RMS

Ealing Catalog partners with a number of coatings vendors to provide continuous plasma-enhanced coatings for superior performing optics. These vendors are able to maintain excellent coating uniformity, run-to-run consistency, and the ability to perform long coating runs. They can produce complex designs for LWP, SWP, notch and bandpass filters, precision beamsplitters, etalons, and many other optics that require a high level of precision.

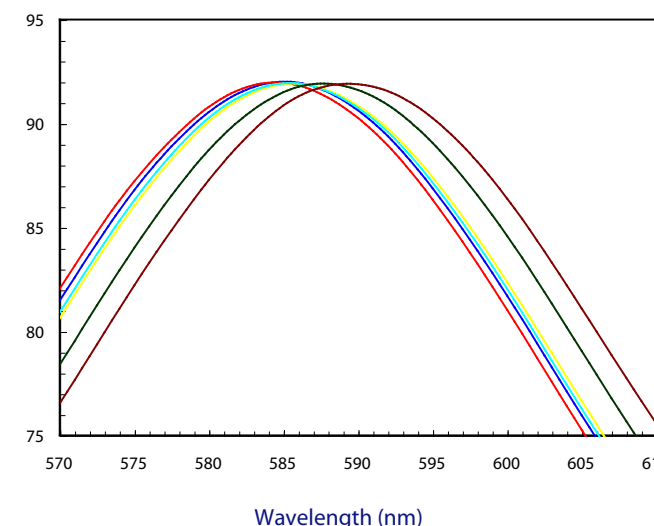
Chamber Repeatability



APS – Mercury
3 Consecutive Runs
Repeatability = ± 0.25%

Wavelength (nm)
* Note: Specific to APS

Planet Uniformity



APS – Mercury (Run#: M0003)
Uniformity = 0.68% within 15" Dia
Uniformity = 0.34% within 13" Dia

Wavelength (nm)
* Note: Specific to APS